

The image is a color chart for 'SAVER Series Synthetic Enamel'. At the top, the word 'SAVER' is written in large, bold, blue capital letters. Below it, the word 'Series' is written in a red, cursive font. Underneath 'Series', the words 'SYNTHETIC ENAMEL' are written in bold, black capital letters. Below that, the text 'FOR WOOD & METAL SURFACES' is written in a smaller, black, sans-serif font. The chart features a grid of 12 color swatches, each with a corresponding label below it. The colors range from off-white to dark brown and red. The top corners of the chart are decorated with colorful, geometric shapes in shades of blue, green, yellow, and red. The bottom of the chart has a solid blue border.

SAVER

Series

SYNTHETIC ENAMEL

FOR WOOD & METAL SURFACES




Off White 1001



Pale Cream 1004



Ash White 1007



Signal Red 1010




Cream 1002



Beige 1005



Champagne 1008



Golden Brown 1011




Diyar 1003



Golden Yellow 1006




Dark Brown 1009



Red Oxide 1012

HI-GLOSS PAINT

- » Non Yellowing
- » Tough & Flexible
- » Brilliant High Gloss
- » Excellent Durability
- » Good Water Resistance




Light Grey 1013




Light Blue 1016



Vivid Blue 1017




Spring Green 1018




Smoke Grey 1014



Also Available in Brilliant White 1000 and Black 1020



Royal Green 1015



Emerald 1019

